

RESCUE BOATS

FULLY INFLATABLE (INC FLOOR & KEEL)

Inflatable boats manufactured with inflatable floors are easily carried by two people and much lighter than boats with aluminium floors.

Why purchase an inflatable boat?

- Safe and effective in Rescue ops
- Rapid-deployment for rescuers
- Easy to recover a man overboard
- Highly maneuverable
- Efficient in shallow waters
- Fast inflation system
- Large buoyancy tubes
- Safe and stable
- Heavy duty and lightweight
- Easy to fold and to carry
- Transportable by a two men crew
- Easy maintenance
- Fully equipped to deploy in the field

Northern Divers inflatable boats are available in DS300, DS400 as standard. DS500, DS600 and models in between may also be available upon request. If you do not see the specification of boat you require please contact us. We can create an inflatable to your exact requirements no matter how big or small the request.

Standard boat options are as follows:

- Choose your model size
- PVC or hypalon fabric construction (models may vary)
- Lightweight inflatable floor
- Choose your colour
- Brand with your team crest /logo

Extra boat options as are follows:

- Reinforced transom
 - Rubber reinforcements
 - Storage pockets
 - Additional d-rings
 - Suzuki outboard motor
 - SBS bunk style trailer
- *Extra options must be requested

What's Supplied With The Inflatable?

- 1 (or) 2 Inflation Valve Fittings
- 1x HP2 Inflation Hand Pump
- 1x Storage Bag
- 1x Repair Kit & Tools



by Sarah Smith, PR Officer



Choose from 5 colour options. Custom branding also available.

Inflatable boats are also available in both PVC and HYPALON fabrics. Please contact us to discuss your specific requirements.

DESCRIPTION

INFLATABLE EQUIPMENT

STOCK CODE

N/A

NORTHERN DIVER

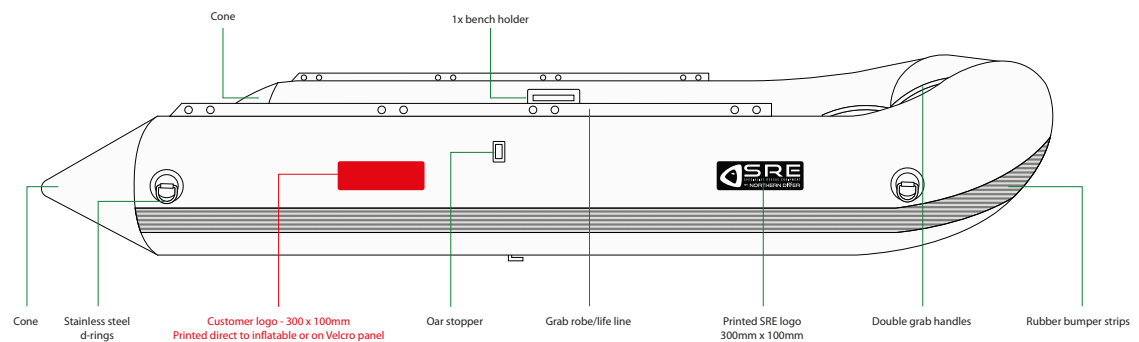
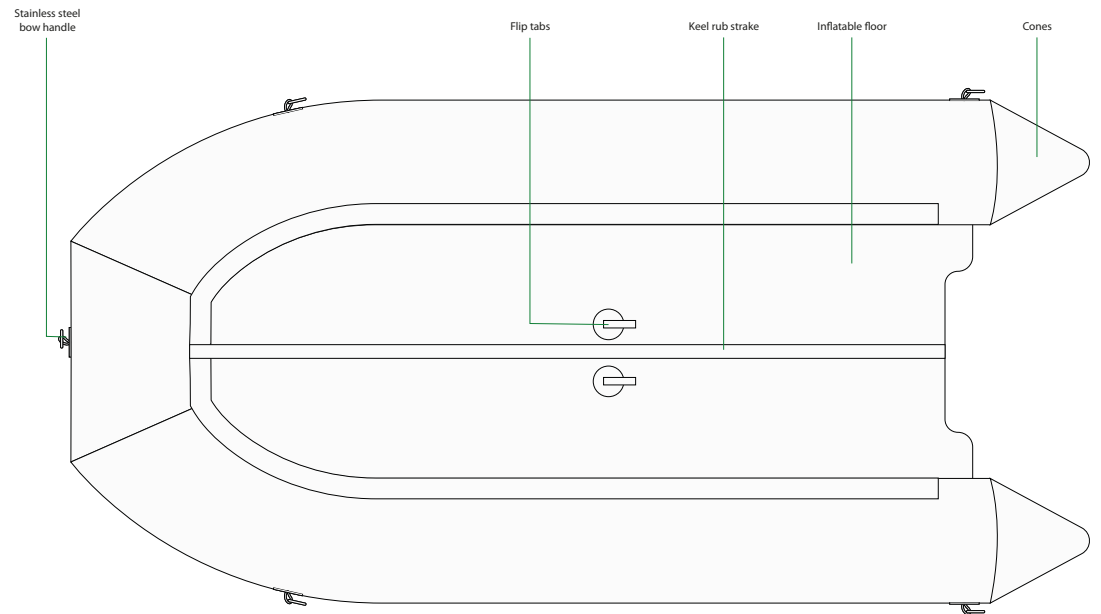
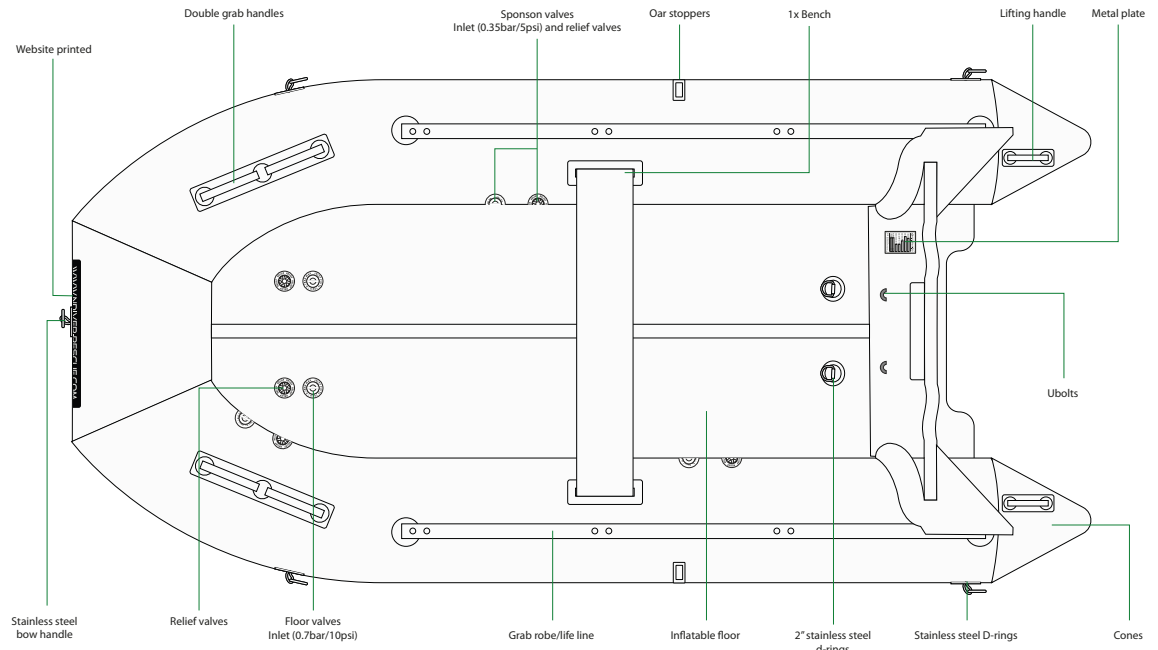
+44 (0) 1257 25 44 44 | INFO@NDIVER.COM

VISIT WWW.NDIVER-RESCUE.COM

DS300 - FULLY INFLATABLE TECHNICAL DRAWINGS

Spec Details

Overall length - 320cm
 Overall width - 152cm
 Internal width - 70cm
 Sponson/pontoon dia. - 42cm
 Floor materials - DWF
 Floor thickness - 8cm
 Inflatable only weight: 36kg
 Gross weight - 41.5kg
 Carton/packing dims. - 110*62*40cm
 Chambers - 3+2
 Max inlet fill (sponsons) - 0.35bar/5psi
 Max inlet fill (floor) - 0.7bar/10psi
 SS316 S/S D-rings - **coming soon**
 Handles - 4+2
 Benches - 1
 Max loading - **coming soon**
 Max persons - 4+1
 Engine size - 15HP
 Custom branding available - yes
 Colours - 5 available
 Fabric options: PVC and Hypalon



DS400 - FULLY INFLATABLE TECHNICAL DRAWINGS

Spec Details

Overall length - 400cm
 Overall width - 190cm
 Internal width - 94cm
 Sponson/pontoon dia. - 48cm
 Floor materials - DWF
 Floor thickness - 8cm
 Inflatable only weight: 58kg
 Gross weight - 63kg
 Carton/packing dims. - 125*68*45cm
 Chambers - 3+2
 Max inlet fill (sponsons) - 0.35bar/5psi
 Max inlet fill (floor) - 0.7bar/10psi
 SS316 S/S D-rings - **coming soon**
 Handles - 4+2
 Benches - 2
 Max loading - **coming soon**
 Max persons - 8+1
 Engine size - 25HP
 Custom branding available - yes
 Colours - 5 available
 Fabric options: PVC and Hypalon

